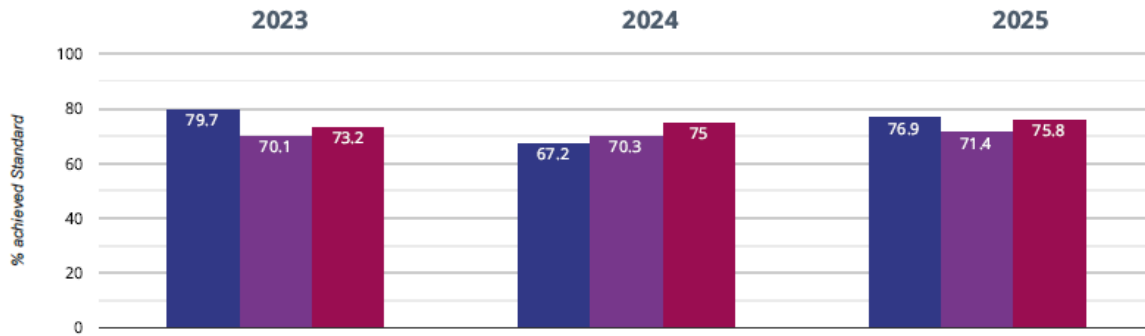


# Key Stage 2 Data

## Reading - achieved standard



76.9% in 2025

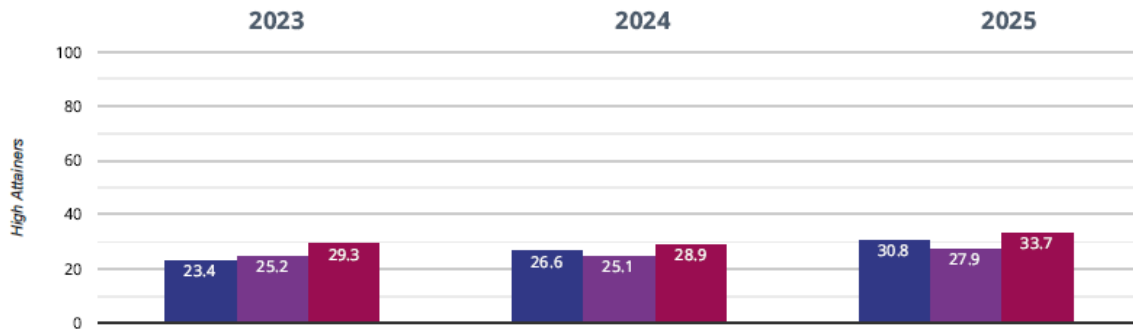
9.7% points rise since 2024

2.8% points drop since 2023

Crowland South View Community Primary School Lincolnshire (278)

NCER National (16221)

## Reading - high attainers



30.8% in 2025

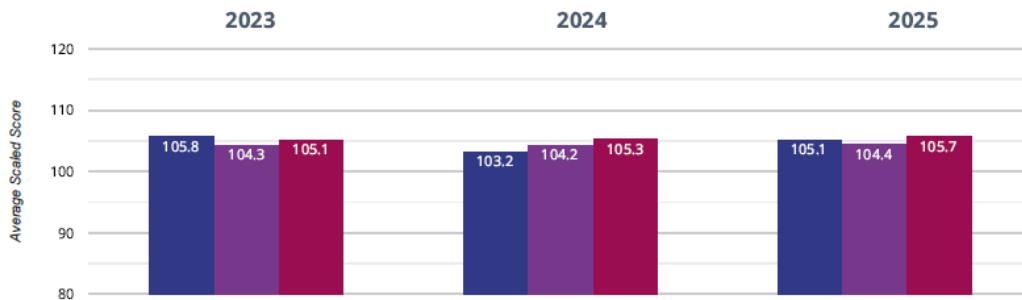
4.2% points rise since 2024

7.4% points rise since 2023

Crowland South View Community Primary School Lincolnshire (278)

NCER National (16221)

## Reading - average scaled score



105.1 in 2025

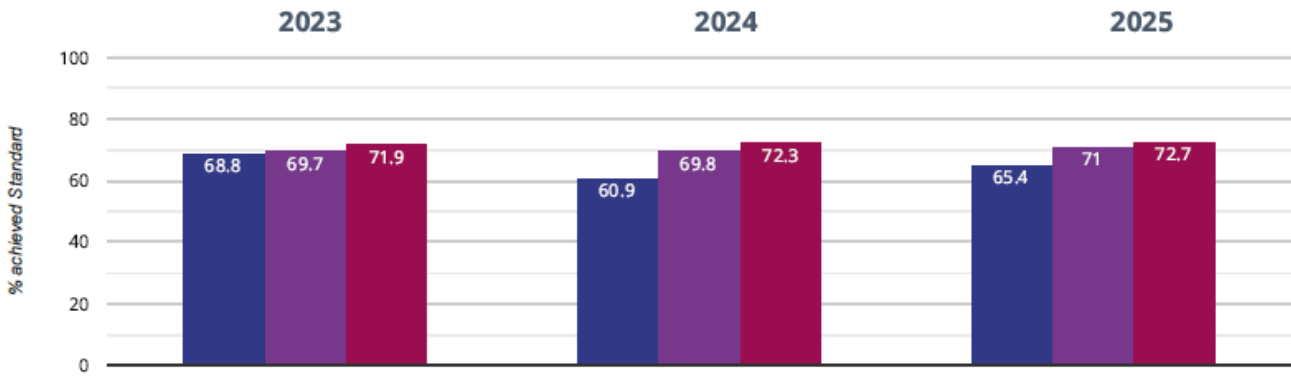
1.9 points rise since 2024

0.7 points drop since 2023

Crowland South View Community Primary School Lincolnshire (278)

NCER National (16221)

## ✎ Writing - achieved standard



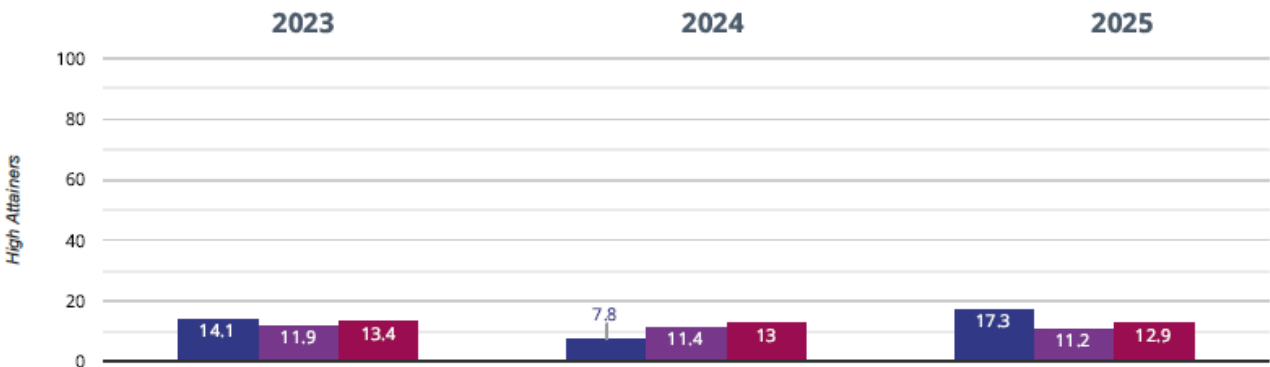
**65.4% in 2025**

**4.5% points rise since 2024**

**3.4% points drop since 2023**

■ Crowland South View Community Primary School   ■ Lincolnshire (278)  
■ NCER National (16221)

## ✎ Writing - high attainers



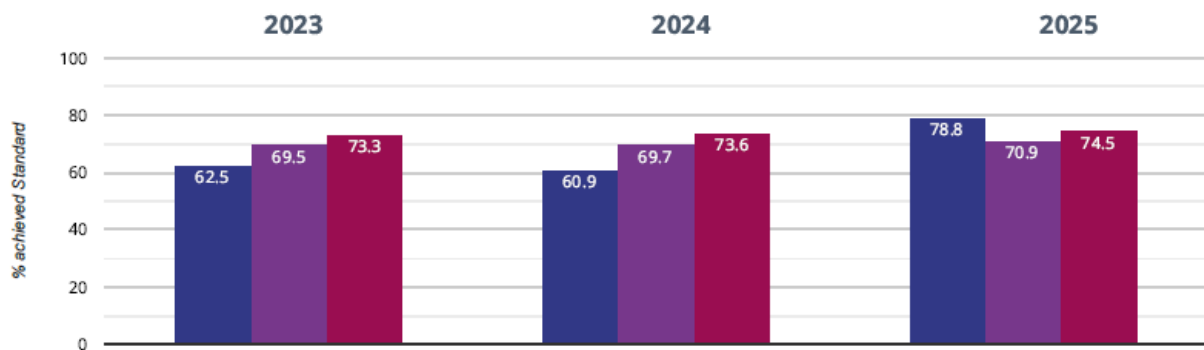
**17.3% in 2025**

**9.5% points rise since 2024**

**3.2% points rise since 2023**

■ Crowland South View Community Primary School   ■ Lincolnshire (278)  
■ NCER National (16221)

## ⊕ Maths - achieved standard



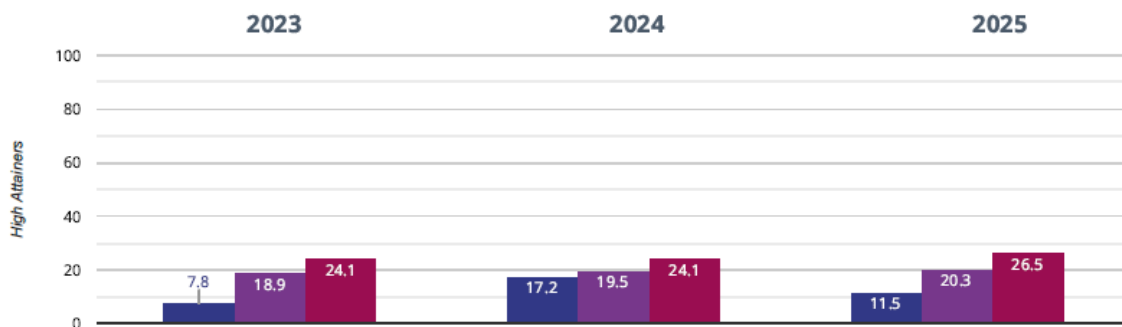
**78.8% in 2025**

**17.9% points rise since 2024**

**16.3% points rise since 2023**

■ Crowland South View Community Primary School   
 ■ Lincolnshire (278)   
 ■ NCER National (16221)

## ⊕ Maths - high attainers



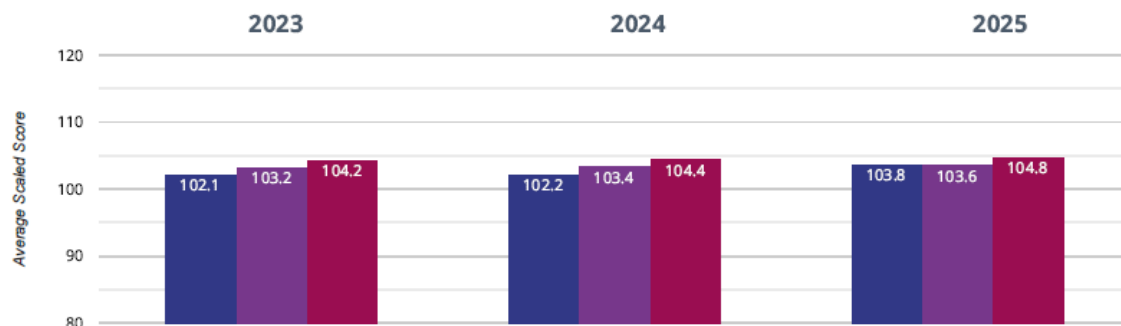
**11.5% in 2025**

**5.7% points drop since 2024**

**3.7% points rise since 2023**

■ Crowland South View Community Primary School   
 ■ Lincolnshire (278)   
 ■ NCER National (16221)

## ⊕ Maths - average scaled score



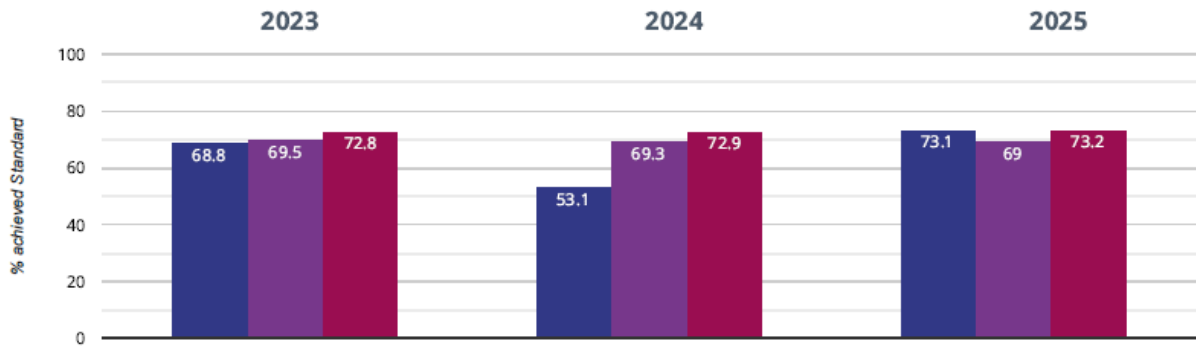
**103.8 in 2025**

**1.6 points rise since 2024**

**1.7 points rise since 2023**

■ Crowland South View Community Primary School   
 ■ Lincolnshire (278)   
 ■ NCER National (16221)

## GPS - achieved standard



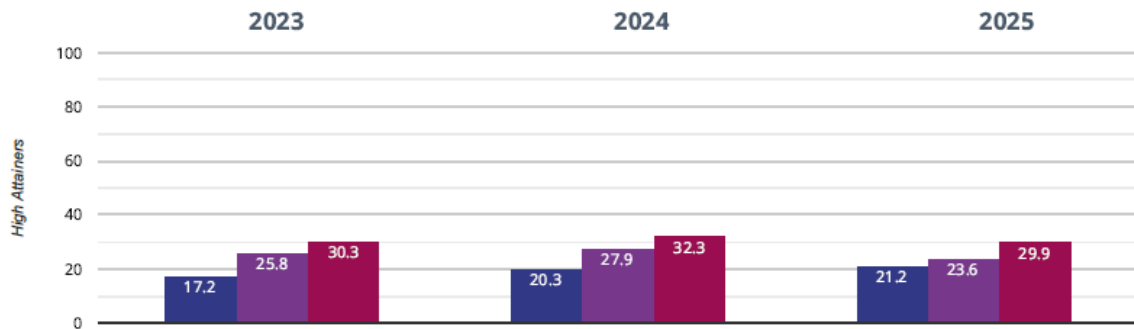
73.1% in 2025

20% points rise since 2024

4.3% points rise since 2023

■ Crowland South View Community Primary School   ■ Lincolnshire (278)  
■ NCER National (16221)

## GPS - high attainers



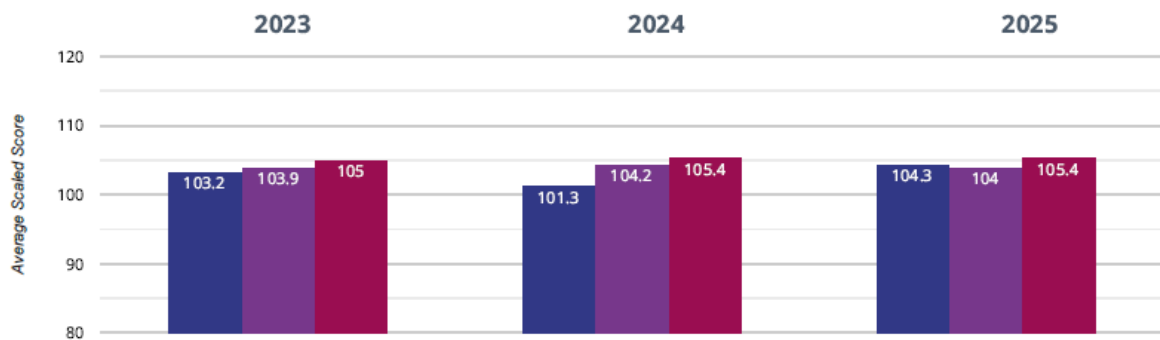
21.2% in 2025

0.9% points rise since 2024

4% points rise since 2023

■ Crowland South View Community Primary School   ■ Lincolnshire (278)  
■ NCER National (16221)

## GPS - average scaled score



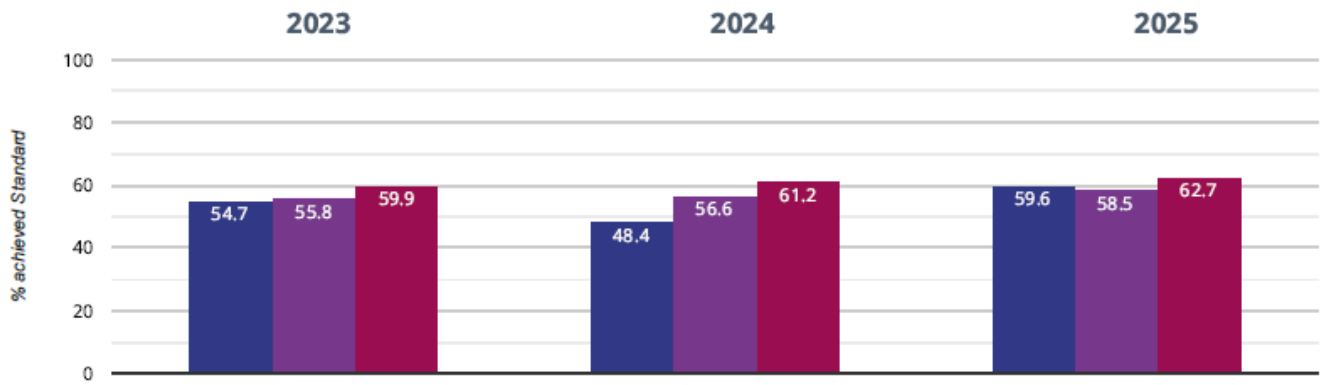
104.3 in 2025

3 points rise since 2024

1.1 points rise since 2023

■ Crowland South View Community Primary School   ■ Lincolnshire (278)  
■ NCER National (16221)

## RWM - achieved standard



**59.6% in 2025**

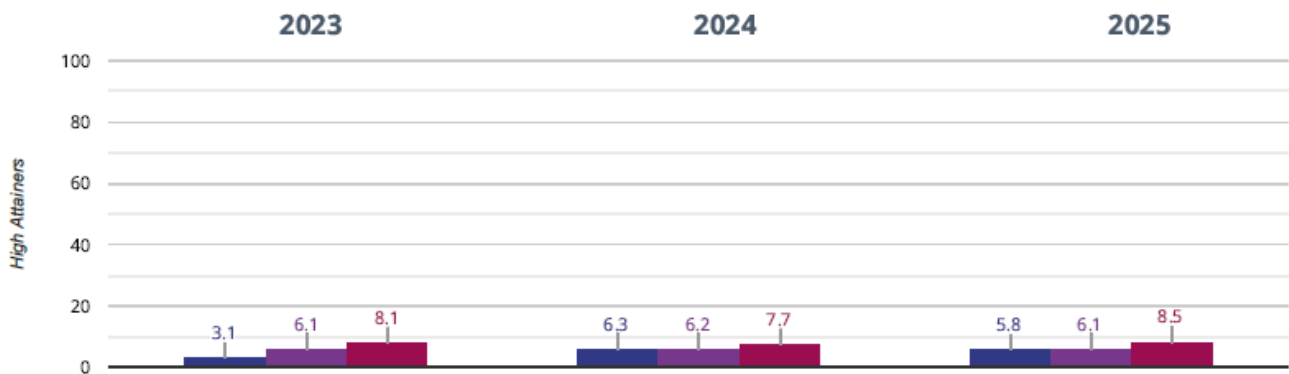
**11.2% points rise since 2024**

**4.9% points rise since 2023**

■ Crowland South View Community Primary School   ■ Lincolnshire (278)

■ NCER National (16221)

## RWM - high attainers



**5.8% in 2025**

**0.5% points drop since 2024**

**2.7% points rise since 2023**

■ Crowland South View Community Primary School   ■ Lincolnshire (278)

■ NCER National (16221)